

Name: \_\_\_\_\_

Date: \_\_\_\_\_

## Spelling List Week 1 (Lessons 1-5)

Directions: Write each spelling word once in your best penmanship.

six

yes

leg

zip

dot

can

mud

fox

cut

run

\*come

\*together



### Homework Tip:

Have your child write some sentences using the spelling words above. Use a capital letter to start each sentence and end with correct punctuation.

*\*These are sight words and need to be memorized. They may not easily sound out or follow phonics rules.*

Name: \_\_\_\_\_

Date: \_\_\_\_\_

## Spelling List Week 2 (Lessons 6-10)

Directions: Write each spelling word once in your best penmanship.

me

she

trip

plant

clip

fast

slip

skin

kept

twig

\*from

\*they



### Homework Tip:

Make a memory game using the spelling words. Write each word on two 1"x2" cards. Turn cards over and put in random order. Turn two cards over, trying to make a match. Read and spell words as they are turned over. Take turns.

*\*These are sight words and need to be memorized. They may not easily sound out or follow phonics rules.*

Name: \_\_\_\_\_

Date: \_\_\_\_\_

## Spelling List Week 3 (Lessons 11-15)

Directions: Write each spelling word once in your best penmanship.

rock

duck

shock

shed

fresh

math

that

this

inch

chip

\*tomorrow

\*where



### Homework Tip:



Write the spelling words for your child, leaving out one or two letters.  
Have your child see if he/she can write in the missing letters  
(e.g. fr \_\_sh).

*\*These are sight words and need to be memorized. They may not easily sound out or follow phonics rules.*

Name: \_\_\_\_\_

Date: \_\_\_\_\_

## Spelling List Week 4 (Lessons 16-20)

Directions: Write each spelling word once in your best penmanship.

chef

stern

first

herd

birth

clerk

bird

his

skirt

\*has

\*was

\*of



### Homework Tip:

Write the spelling words, but scramble the letters. See if your child can unscramble the letters to spell the word correctly.

*\*These are sight words and need to be memorized. They may not easily sound out or follow phonics rules.*

Name: \_\_\_\_\_

Date: \_\_\_\_\_

## Spelling List Week 5 (Lessons 21-25)

Directions: Write each spelling word once in your best penmanship.

yard

quit

march

quiz

sharp

quest

cart

burn

\*are

hurt

\*said

church



### Homework Tip:

Use several of the spelling words to write a story. Remind your child to use correct punctuation, capitalization, and penmanship. Optional: Make an illustration to go with the story.

*\*These are sight words and need to be memorized. They may not easily sound out or follow phonics rules.*

Name: \_\_\_\_\_

Date: \_\_\_\_\_

## Spelling List Week 6 (Lessons 26-30)

Directions: Write each spelling word once in your best penmanship

thorn

when

porch

whip

corn

whisper

work

north

word

\*have

worm

\*into



### Homework Tip:

Choose 2-3 words from above to do the following: (1) write the word, (2) write the definition of the word, (3) use the word in a sentence, (4) and illustrate the word.

*\*These are sight words and need to be memorized. They may not easily sound out or follow phonics rules.*

Name: \_\_\_\_\_

Date: \_\_\_\_\_

## Spelling List Week 7 (Lessons 31-35)

Directions: Write each spelling word once in your best penmanship

resting

farms

restless

farming

rested

farmed

child


helped

find

helping

cold

helpless



### Homework Tip:

Your child can orally spell these words as he/she is dribbling a basketball, skipping rope, or doing the hula hoop.

Name: \_\_\_\_\_

Date: \_\_\_\_\_

## Spelling List Week 8 (Lessons 36-40)

Directions: Write each spelling word once in your best penmanship

late

same

here

fire

strike

too

hole


took

flute

pool

tube

\*something



### Homework Tip:

Dictate the words one at a time to your child as he/she writes them in flour, sugar, or sand. (Put the flour, sugar, or sand in a small rectangular container.)

*\*This is a sight word and needs to be memorized.*



Name: \_\_\_\_\_

Date: \_\_\_\_\_

## Spelling List Week 9 (Lessons 41-45)

Directions: Write each spelling word once in your best penmanship

ask

tumble

just

tackle

\*could

jiggle

\*would

\*don't

\*won't

beehive

cupcake

footprint



### Homework Tip:



Make a word search using these spelling words. Go to [tools.atozteacherstuff.com](http://tools.atozteacherstuff.com) for a template.

*\*These are sight words and need to be memorized. They may not easily sound out or follow phonics rules.*

Name: \_\_\_\_\_

Date: \_\_\_\_\_

## Spelling List Week 10 (Lessons 46-50)

Directions: Write each spelling word once in your best penmanship

bike

candy

rake

silly

five

daddy

drove

\*says

fly

\*goes

cry

\*does



### Homework Tip:

Have your child write some sentences using the spelling words above. Use capitals and correct punctuation. Try using some adjectives (describing word).

*\*These are sight words and need to be memorized. They may not easily sound out or follow phonics rules.*

Name: \_\_\_\_\_

Date: \_\_\_\_\_

## Spelling List Week 11 (Lessons 51-55)

Directions: Write each spelling word once in your best penmanship.

king

please

long

sweat

sang

great

graph

\*who

phrase

\*your

phone

\*were



### Homework Tip:

Use an electronic device recording your child spelling the words. Then have your child view or listen to the recording. There is just something fun about hearing your own voice.

*\*These are sight words and need to be memorized. They may not easily sound out or follow phonics rules.*

Name: \_\_\_\_\_

Date: \_\_\_\_\_

## Spelling List Week 12 (Lessons 56-60)

Directions: Write each spelling word once in your best penmanship.

group

scout

our

gnat

knee

knit

write


crow

grow

now

brown

\*any



### Homework Tip:

#### Partner Spell

Take turns adding a letter to spell the word. For example, the word gnat, child starts with the letter g, parent adds n, then child adds a, etc. This requires focus and listening and is a great exercise.

*\*This is a sight word and needs to be memorized.*

Name: \_\_\_\_\_

Date: \_\_\_\_\_

## Spelling List Week 13 (Lessons 61-65)

Directions: Write each spelling word once in your best penmanship.

train

fancy

nail

nice

say

\*one

way

\*two

cent

\*four

city

\*eight



### Homework Tip:

Use lego blocks, pipe cleaners, or alphabet stamps to write the spelling words.

*\*These are sight words and need to be memorized. They may not easily sound out or follow phonics rules.*

Name: \_\_\_\_\_

Date: \_\_\_\_\_

## Spelling List Week 14 (Lessons 66-70)

Directions: Write each spelling word once in your best penmanship.

coin

stable

spoil

droplet

enjoy

weekly

boys

\*gone

apple

\*again

little

\*young



### Homework Tip:

Have your child type the words three times on the computer using different fonts.

*\*These are sight words and need to be memorized. They may not easily sound out or follow phonics rules.*

Name: \_\_\_\_\_

Date: \_\_\_\_\_

## Spelling List Week 15 (Lessons 71-75)

Directions: Write each spelling word once in your best penmanship.

light

artist

night

selfish

knight

\*today

pitch

\*what

snatch

\*buy

notch

\*pull



### Homework Tip:

MONDAY- practice light, night, knight. TUESDAY- practice pitch, snatch, notch.  
WEDNESDAY- practice artist, selfish, today. THURSDAY- what, buy, pull. You may want to use some of the tips given in other lessons to practice.

*\*These are sight words and need to be memorized. They may not easily sound out or follow phonics rules.*

Name: \_\_\_\_\_

Date: \_\_\_\_\_

## Spelling List Week 16 (Lessons 76-80)

Directions: Write each spelling word once in your best penmanship.

germ

much

gentle

crutch

gym

\*question

page

\*answer

badge

\*many

fudge

\*very



### Homework Tip:

Rainbow Words- Spell the words using different colored markers or crayons for the letters.

*\*These are sight words and need to be memorized. They may not easily sound out or follow phonics rules.*



Name: \_\_\_\_\_

Date: \_\_\_\_\_

## Spelling List Week 17 (Lessons 81-85)

Directions: Write each spelling word once in your best penmanship.

playful

lotion

helpful

nation

thankful

fiction

softness


story

sadness

\*love

darkness

\*there



### Homework Tip:

#### Hidden Spelling Words

Write the spelling words using a white crayon. Once the words have been written, use watercolors and paint over the top of each word to make the hidden words appear.

*\*These are sight words and need to be memorized. They may not easily sound out or follow phonics rules.*

Name: \_\_\_\_\_

Date: \_\_\_\_\_

## Spelling List Week 18 (Lessons 86-90)

Directions: Write each spelling word once in your best penmanship.

saw

boat

yawn

coat

hawk

backhoe

\*their

doe

\*been

sauce

\*want

\*because



Homework Tip:

Spell the words by using a Q-tip to paint dotted letters OR spelling words while doing jumping jacks (one jumping jack/letter).

*\*These are sight words and need to be memorized. They may not easily sound out or follow phonics rules.*

Name: \_\_\_\_\_

Date: \_\_\_\_\_

## Spelling List Week 19 (Lessons 91-95)

Directions: Write each spelling word once in your best penmanship.

cabin

bald

dragon

false

magic

stall

peanut


\*ocean

weather

\*guess

\*enough

\*finally



### Homework Tip:

Spell each word in the air three times, using an "air pencil" (finger).

*\*These are sight words and need to be memorized. They may not easily sound out or follow phonics rules.*

Name: \_\_\_\_\_

Date: \_\_\_\_\_

## Spelling List Week 20 (Lessons 96-100)

Directions: Write each spelling word once in your best penmanship.

squash

with

wash

before

plastic

mother

month


brother

Atlantic

\*animal

\*heard

\*learn



Homework Tip:

Spell the word on your child's back and see if they can guess what word has been spelled. Then have them spell a word on your back to guess. Continue with each word.

*\*These are sight words and need to be memorized. They may not easily sound out or follow phonics rules.*

\_\_\_\_\_  
-----  
Name: \_\_\_\_\_

\_\_\_\_\_  
-----  
Date: \_\_\_\_\_

## Spelling List Week 21 (Lessons 101-105)

Directions: Write each spelling word once in your best penmanship.

vision

blew

mission

threw

patted

canned

\*every

tripped

\*none

\*trouble

\*done

\*people



Homework Tip:



Use shaving cream, pudding, or yogurt for spelling the words in with fingers.

*\*These are sight words and need to be memorized. They may not easily sound out or follow phonics rules.*

Name: \_\_\_\_\_

Date: \_\_\_\_\_

## Spelling List Week 22 (Lessons 106-110)

Directions: Write each spelling word once in your best penmanship.

chimney

boxes

turkey

scratches

rescue

brushes

glue

classes

\*once

\*America

\*country

\*danger



### Homework Tip:

Make a Tic-Tac-Toe Game. Choose nine spelling words to write on it. First player reads and spells a word. Next he/she writes an X over that word. The second player reads and spells a different word. Then he/she writes an O over the word. Play continues until one player gets three X's or O's in a row. Play the game again and again, using different spelling words.

*\*These are sight words and need to be memorized. They may not easily sound out or follow phonics rules.*

Name: \_\_\_\_\_

Date: \_\_\_\_\_

## Spelling List Week 23 (Lessons 111-115)

Directions: Write each spelling word once in your best penmanship.

remind

about

below

around

report

ahead

away

\*father

\*talk

\*friend

\*walk

\*both



### Homework Tip:

Have your child write each word three times: once using the smallest letters possible, then regular-sized letters, and finally write them using the largest letters possible.

*\*These are sight words and need to be memorized. They may not easily sound out or follow phonics rules.*

Name: \_\_\_\_\_

Date: \_\_\_\_\_

## Spelling List Week 24 (Lessons 116-120)

Directions: Write each spelling word once in your best penmanship.

\*live

sleigh

\*give

weight

chief

\*gave

pie

zebra

move

across


\*only

\*daughter

\*whose

\*listen

\*change



### Homework Tip:

Have your child go outside and write the spelling words on the sidewalk with chalk.

*\*These are sight words and need to be memorized. They may not easily sound out or follow phonics rules.*



Name: \_\_\_\_\_

Date: \_\_\_\_\_

## Spelling List Week 25 (Lessons 121-125)

Directions: Write each spelling word once in your best penmanship.

coming

yellow

school

blue

myself

green

riding

black

\*several

white

\*island

gold

\*usually

\*earth

\*early



### Homework Tip:

Make a flower for each spelling word: draw a petal for each letter.

*\*These are sight words and need to be memorized. They may not easily sound out or follow phonics rules.*

Name: \_\_\_\_\_

Date: \_\_\_\_\_

## Spelling List Week 26 (Lessons 126-130)

Directions: Write each spelling word once in your best penmanship.

\*door

\*rough

\*floor

\*tough

\*put

\*busy

\*full

\*eye

house

\*become

horse

went

girl

know

other

*\*These are sight words and need to be memorized. They may not easily sound out or follow phonics rules.*



### Homework Tip:

Use cereal, raisin, or marshmallows to spell words. Then your child can have a yummy snack afterwards.